

Welcome

On behalf of the European Wildlife Disease Association (EWDA) and the Leibniz Institute for Zoo and Wildlife Research (IZW), we heartily welcome you to the **12th Conference of the European Wildlife Disease Association (EWDA)**.

We are confident that your participation in this conference will contribute to a stimulating exchange of ideas in this gathering of international specialists from many disciplines working on the various aspects of wildlife diseases.

Germany's capital, Berlin, is not only one of the hotspots of modern history but offers a vibrant cultural life, including famous sites of contemporary architecture, museums, art galleries, two zoos and much more. We hope you will enjoy both the conference and the hosting city.

We hope to make this conference carbon neutral and ecologically friendly. Therefore, conference bags are made of certified **ORGANIC** and **FAIR TRADE** origin. The programme booklet and proceedings are printed on recycled paper. We will make sure that the **CARBON NEUTRAL FEE** will go 100 % to a certified reforestation and habitat protection project.

Our aim is to make your stay likewise productive and pleasurable. Please do not hesitate to contact us whenever you need any help and or advice.

Gudrun Wibbelt, Anke Schumann, Sven Kühlmann, Steven Seet, Alex D. Greenwood & Heribert Hofer






Venue: BfR - Federal Institute for Risk Assessment, Berlin-Marienfelde, GERMANY

EWDA 2016 conference scientific committee:

Erik Agren (Sweden)
Carlo V. Citterio (Italy)
Gábor A. Czirják (Germany)
Károly Erdély (Hungary)
Ursula Höfle (Spain)
Oliver Krone (Germany)
Karin Lemberger (France)
Andrei D. Mihalca (Romania)
Kristin Mühldorfer (Germany)
Sophie Rossie (France)
Marie-Pierre Ryser-Degiorgis (Switzerland)
Claudia A. Szentiks (Germany)
Gudrun Wibbelt (Germany)
Lisa Yon (United Kingdom)

Contents

Scientific programme - general information	6
Overview of daily schedules	7
Scientific programme	
Friday, August 26 th	11
Saturday, August 27 th	11
Sunday, August 28 th	12
Monday, August 29 th	14
Tuesday, August 30 th	15
Wednesday, August 31 st	17
Post-conference tour	
Thursday, September 1 st	19
Posters	
 Wildlife health	20
 Neglected host species	24
 Management & conservation.....	25
Conference venue	27
Social events	29
Information on public transport in Berlin	32
Acknowledgements / Sponsors	35
Map of conference venue	
Ground floor (Conference office, registration/information desk and Foyer)	36
First floor (Lecture rooms and gallery)	37
Organisation and contact	38

Scientific programme - general information

Oral presentations: All oral presentations will take place in the main lecture hall (**MLH**) on the first floor. Corresponding to the conference topics three **plenary talks** will introduce the respective sessions at the beginning of the morning sessions on Sunday, Tuesday and Wednesday.

Contributed talks Contributed talks comprise 10 minutes of presentation and 3 minutes of discussion. At the end of the discussion 2 minutes will be reserved to allow a smooth change between successive speakers. Due to the tight schedule, the chair persons will ensure that presentations are strictly limited to the allocated time.

Oral presentations require a CD-ROM or USB-stick containing all necessary information in a **single PowerPoint presentation file**. For technical set up reasons, **it is not possible** to connect individual laptops to the beamer: Please submit your presentation **on your arrival** at the conference office.

Posters will be displayed in the gallery throughout the entire conference period grouped in three topics: **wildlife health, neglected host species, management & conservation**. Each poster has been allocated a number that indicates the board on which it can be found. The number of each poster presentation is listed in this programme booklet. At registration, you will be supplied with pins to mount your poster. Posters should be mounted upon arrival.

Poster party: We will have a designated poster session scheduled on Sunday, August 28th from 19:30 to 21:30. To support fruitful discussions this event will be accompanied by wine/beer and nibbles. Poster presenters are requested to be present at this event.

Posters have to be removed by **15:00** on Wednesday, August 31st.

Abstracts of all scientific contributions to the 12th Conference of the European Wildlife Disease Association (EWDA) are published in the "Conference proceedings". The page numbers of these abstracts are listed next to the contribution titles in the programme on the following pages.

Presenting authors of abstracts with several authors are usually the first name listed. If the first author is not present, the presenting author is indicated in the programme.

Overview of daily schedules

Friday, August 26th, 2016

- 09:00 – 18:00 **EWDA Wildlife Health Surveillance Network Meeting**
Venue: Leibniz Institute for Zoo and Wildlife Research (IZW)
Alfred-Kowalke-Str. 17, 10315 Berlin - Friedrichsfelde

Saturday, August 27th, 2016

Venue: Leibniz Institute for Zoo and Wildlife Research (IZW), Alfred-Kowalke-Str. 17, 10315 Berlin - Friedrichsfelde

- 10:00 – 17:00 **Workshop:** Wildlife forensics

Venue: Conference centre in the Federal Institute for Risk Assessment (Bundesinstitut für Risikobewertung, BfR), Diederdsdorfer Weg 1, 12277 Berlin - Marienfelde)

- 09:00 – 18:30 Registration & Mounting of posters (Foyer & Gallery)
- 10:00 – 18:00 **Workshop:** Tools for studying diseases transmission at the wildlife/livestock interface
- 10:00 – 18:00 **Workshop:** Wildlife histopathology
- 10:00 – 14:00 **Workshop:** Modelling approach: Wildlife populations and diseases (morning session)
- 15:00 – 18:00 **Workshop:** Modelling approach: Wildlife populations and diseases (afternoon session)
- 18:30 – 21:30 **Welcome evening** (Canteen)

Sunday, August 28th, 2016

Venue: Conference centre in the Federal Institute for Risk Assessment (Bundesinstitut für Risikobewertung, BfR), Diedersdorfer Weg 1, 12277 Berlin - Marienfelde)

- 08:00 – 19:30 Registration & Submit Auction Items & Mounting posters (Foyer & Gallery)
- 08:30 – 08:45 **Opening session** (Main lecture hall)
- 08:45 – 09:45 **Plenary talk: WILDLIFE HEALTH – EMERGING DISEASES** (Main lecture hall)
Plenary speaker: Woutrina Smith, USA
- 09:45 – 10:45 **WILDLIFE HEALTH** (Main lecture hall)
- 10:45 – 11:15 Coffee break (Foyer & Gallery)
- 11:15 – 12:45 **WILDLIFE HEALTH** (Main lecture hall)
- 12:45 – 14:15 Lunch (Foyer)
- 14:15 – 15:30 **WILDLIFE HEALTH** (Main lecture hall)
- 15:30 – 16:00 Coffee break & poster session (Foyer & Gallery)
- 16:00 – 17:00 **WILDLIFE HEALTH** (Main lecture hall)
- 17:00 – 17:45 **Session on Chronic Wasting Disease (CWD)**
- 17:45 – 19:15 **EWDA General Meeting**
- 19:30 – 21:30 **Poster & Pasta Party** (Foyer & Gallery)

Monday, August 29th, 2016

Venue: Conference centre in the Federal Institute for Risk Assessment (Bundesinstitut für Risikobewertung, BfR), Diedersdorfer Weg 1, 12277 Berlin - Marienfelde)

- 08:00 – 12:00 Registration & Submit Auction Items (Foyer)
- 08:30 – 09:45 **NEGLECTED HOST SPECIES** (Main lecture hall)
- 09:45 – 10:15 Coffee break (Foyer & Gallery)
- 10:15 – 11:45 **NEGLECTED HOST SPECIES** (Main lecture hall)
- 11:45 Packed lunches (Foyer)
- 12:00 **Departure by bus** (meeting point: main entrance of the conference centre)
- 12:00 – 22:00 **Excursion to Spreeforest biosphere reserve + EWDA Auction**

Tuesday, August 30th, 2016

Venue: Conference centre in the Federal Institute for Risk Assessment (Bundesinstitut für Risikobewertung, BfR), Diedersdorfer Weg 1, 12277 Berlin - Marienfelde)

08:00 – 18:30 Registration (Foyer)

08:30 – 09:30 **Plenary talk: WILDLIFE CONSERVATION & MANAGEMENT**
(Main lecture hall)
Plenary speaker: Chris Walzer, Austria

09:30 – 10:30 **WILDLIFE CONSERVATION & MANAGEMENT** (Main lecture hall)

10:30 – 11:15 Coffee break (Foyer & Gallery)

11:15 – 12:45 **WILDLIFE CONSERVATION & MANAGEMENT** (Main lecture hall)

12:45 – 14:15 Lunch (Canteen)

14:15 – 15:30 **WILDLIFE CONSERVATION & MANAGEMENT** (Main lecture hall)

15:30 – 16:15 Coffee break & poster session (Foyer & Gallery)

16:15 – 17:45 **WILDLIFE CONSERVATION & MANAGEMENT** (Main lecture hall)

18:00 – 21:00 **Student – Mentor – Mixer** (Conference centre)

Wednesday, August 31st, 2016

Venue: Conference centre in the Federal Institute for Risk Assessment (Bundesinstitut für Risikobewertung, BfR), Diederisdorfer Weg 1, 12277 Berlin - Marienfelde)

- 08:00 – 19:00 Registration (Foyer)
- 08:30 – 09:30 **Plenary talk: CAUSES AND CONSEQUENCES OF ANTHROPOGENIC CHANGES** (Main lecture hall)
Plenary speaker: Daniel Martineau, Canada
- 09:30 – 10:30 **Session: CAUSES AND CONSEQUENCES OF ANTHROPOGENIC CHANGES** (Main lecture hall)
- 10:30 – 11:15 Coffee break (Foyer & Gallery)
- 11:15 – 12:45 **Session: CAUSES AND CONSEQUENCES OF ANTHROPOGENIC CHANGES** (Main lecture hall)
- 12:45 – 14:15 Lunch (Foyer & Gallery)
- 14:15 – 15:30 **Session: CAUSES AND CONSEQUENCES OF ANTHROPOGENIC CHANGES** (Main lecture hall)
- 15:30 – 16:15 Coffee break & poster session (Foyer & Gallery)
- 16:15 – 17:00 **Session: ZOONOSES** (Main lecture hall)
- 17:00 – 17:15 Short break
- 17:15 – 18:00 **Session: ZOONOSES** (Main lecture hall)
- 18:00 – 18:15 **Closing session** (Main lecture hall)
- 19:00 **Departure to banquet venue**
(meeting point: main entrance of the conference centre)
- 19:30 – 23:30 **Conference banquet** (location: Pier 13, Tempelhofer Damm 227, Tempelhofer Hafen, 12099 Berlin)

Thursday, September 1st, 2016

- 08:30 – 21:00 **Post-conference tour to National Park Saxony Switzerland**
(departure by bus; meeting point: main entrance of the Best Western Plus Hotel Steglitz International)
- Approx. 18:00 **Drop-off at Dresden for those, who want to stay (self-organized stay in Dresden)**

SCIENTIFIC PROGRAMME

Friday, August 26th, 2016, venue: IZW

- 09:00 – 18:00 **EWDA Wildlife Health Surveillance Network Meeting**
(Venue: **Leibniz Institute for Zoo and Wildlife Research (IZW)**,
Alfred-Kowalke-Str. 17, 10315 Berlin)

Saturday, August 27th, 2016, venue: IZW and BfR

- 09:00 – 18:30 Registration & Submit Auction Items & Mounting of posters (venue:
Conference centre: Foyer & Gallery)

The following workshop will be held at: Leibniz Institute for Zoo and Wildlife Research
(IZW, Alfred-Kowalke-Str. 17, 10315 Berlin)

- 10:00 – 17:00 **Wildlife forensics**
Organiser: Erik Ågren (National Veterinary Institute, Uppsala, Sweden)

The following workshops will be held at: Federal Institute for Risk Assessment (Bundesinstitut für Risikobewertung, BfR), Diederdsdorfer Weg 1, 12277 Berlin – Marienfelde)

- 10:00 – 18:00 **Tools for studying diseases transmission at the wildlife/livestock interface**
Organisers:
Sophie Rossi (ONCFS, France)
Joaquin Vicente (Sabio-IREC, Spain)
Ferran Jori (CIRAD, Botswana)

- 10:00 – 18:00 **Wildlife histopathology**
Organisers:
Karin Lemberger (Vet Diagnostics, Lyon, France)
Gudrun Wibbelt (IZW, Berlin, Germany)
Ursula Höfle Hansen (National Wildlife Research Institute, University of Castilla-La Mancha, Ciudad Real, Spain)

- 10:00 – 14:00 **Modelling approach: Wildlife populations and diseases**
(morning session)
Organiser: Hans-Hermann Thulke (Helmholtz Centre for Environmental Research UFZ, Leipzig, Germany)

- 15:00 – 18:00 **Modelling approach: Wildlife populations and diseases**
(afternoon session)
Organiser: Hans-Hermann Thulke (Helmholtz Centre for Environmental Research UFZ, Leipzig, Germany)

- 18:30 – 21:30 **Welcome evening** (CANTEEN)

Sunday, August 28th, 2016, venue: BfR

08:00 – 19:30

Registration (REGISTRATION DESK, FOYER)
Submission of PowerPoint presentations & auction items
(CONFERENCE OFFICE)

**Abstract
page**

08:30

Opening session (MAIN LECTURE HALL)

Wildlife health – emerging diseases and pollutants (MAIN LECTURE HALL)

Chair: KARIN LEMBERGER, CHRISTIAN GORTAZAR

08:45	PLENARY TALK: SMITH, WOUTRINA	A global One Health Approach to wildlife surveillance	6
09:45	DAYARAM, ANISHA	Viruses in water: herpesviruses remain stable and infectious for up to three weeks	7
10:00	ÅGREN, ERIK	Novel Retrovirus associated with ethmoidal tumours in moose (<i>Alces alces</i>)	8
10:15	HIGGINS, DAMIEN	Altered immune cell function associated with KoRV infection and season in koalas	9
10:30	SCHULZ, CLAUDIA	Peste des petits ruminants virus transmission trials illuminate important differences in the role of ruminants, pigs and camelids in PPRV epidemiology	10
10:45	Coffee break (FOYER & GALLERY)		
11:15	LAVAZZA, ANTONIO	New insights of Lagovirus infection in wild rabbits and hares	11
11:30	COLOM-CADENA, ANDREU	Experimental infection with highly and low pathogenic strains of border disease virus in Pyrenean chamois (<i>Rupicapra p. pyrenaica</i>) gives light to the epidemiological diversity of the disease.	12
11:45	VELARDE, ROSER	Detection of the new emerging Rabbit hemorrhagic disease type 2 virus (RHDV2) in European brown hares (<i>Lepus europaeus</i>) from Spain and Italy	14
12:00	NEIMANIS, ALEKSIJA	Emergence of Rabbit hemorrhagic disease virus-2 (RHDV2) in wild and domestic rabbits (<i>Oryctolagus cuniculus</i>) in Sweden	15
12:15	LLORENTE, FRANCISCO	Pathogenic potential of Bagaza virus, an emerging flavivirus in Europe, in ring-necked pheasants	16
12:30	FERROGLIO, EZIO	Neospora caninum vertical transmission in roe deer, wild boar and red fox	17
12:45	Lunch (FOYER)		

Sunday, August 28th, 2016, venue: BfR
Wildlife health – emerging diseases and pollutants (MAIN LECTURE HALL)

Chair: DOLORES GAVIER-WIDEN , CARLO VITTORIO CITERIO

Abstract
page

14:15	GELORMINI, GIUSEPPINA	Molecular epidemiology of infectious keratoconjunctivitis caused by <i>Mycoplasma conjunctivae</i> in European countries	18
14:30	RÁEZ-BRAVO, ARIÁN	Clinical description of the experimental infestation of Iberian ibex with <i>Sarcoptes scabiei</i>	20
14:45	MARTÍNEZ-HERRERO, MARÍA DEL CARMEN	Multi-locus sequence typing of <i>Trichomonas gallinae</i> strains from Bonelli's eagle in Spain	21
15:00	FRIAS, LIESBETH	Parasite sharing as a preliminary indicator of multispecies connectivity	23
15:15	FORMENTI, NICOLETTA	<i>Toxoplasma gondii</i> in red deer (<i>Cervus elaphus</i>): epidemiological investigation and alternative sera sampling method	24

15:30 **Coffee break & poster session** (FOYER & GALLERY)

16:00	CHIARI, MARIO	The integrated West Nile Disease surveillance in Lombardy region, Italy	25
16:30	VIKØREN, TURID	Surveillance and first detection of Chronic Wasting Disease (CWD) in Norway	26
16:45	JESSUP, DAVID A	Review of Chronic Wasting Disease in North America	27
17:00		Session on Chronic Wasting Disease (CWD)	
17:45		EWDA General Meeting	

19:30 – 21:30 **Poster & Pasta Party** (FOYER & GALLERY)

Monday, August 29th, 2016, venue: BfR

08:00 – 12:00

Registration (REGISTRATION DESK, FOYER)

Submission of PowerPoint presentations & auction items (CONFERENCE OFFICE)

Neglected host species (MAIN LECTURE HALL)

Chair: URSULA HÖFLE, ANTONIO LAVAZZA

**Abstract
page**

08:30	ORIGGI, FRANCESCO C	Discovery and partial characterisation of <i>Ranid herpesvirus 3</i> (RHV3), a novel virus associated with disease in free-ranging wild common frogs (<i>Rana temporaria</i>).	28
08:45	FITZPATRICK, LIAM	Epidemiological tracing of <i>Batrachochytrium salamandrivorans</i> infection in European private amphibian collections	30
09:00	WERNIKE, KERSTIN presenting author: ULRICH, RAINER G	Disease outbreak in red squirrels (<i>Sciurus vulgaris</i>) in Germany	31
09:15	RUBIO-GARCIA, ANA presenting author: GROSS, STEPHANIE	Antimicrobial resistance prevalence in bacteria isolated from harbour seal pups (<i>Phoca vitulina</i>) stranded in the Netherlands: a first screening	33
09:30	GREENWOOD, ALEX D	The Vampire Bat Virome: evolutionary implications in an immunological context	35

09:45 **Coffee break** (FOYER & GALLERY)

10:15	LUCAS, TIM	A comparative and computational study of the affects of population size and group size on pathogen richness in bats	36
10:30	GONZÁLEZ-BARRIO, DAVID	Have small mammals been neglected as <i>Coxiella burnetii</i> reservoirs?	37
10:45	ZIEGLER, LUISA	Occurrence of <i>Mycoplasma</i> spp. in free-ranging songbirds and doves	38
11:00	FRANKLINOS, LYDIA	<i>Ophidiomyces ophidiicola</i> , the pathogen associated with fungal dermatitis detected in free-living snakes in Great Britain	39
11:15	JONES, ELIZABETH	Characterisation of the antimicrobial peptide family defensins in the Tasmanian devil (<i>Sarcophilus harrisii</i>)	41
11:30	BRAND, ANNE-FLEUR	Student Chapter presentation	-

12:00 **Bus departure** (meeting point: main entrance of the conference centre)

12:00 – 22:00 **Excursion to Spreeforest biosphere reserve + EWDA Auction**

Tuesday, August 30th, 2016, venue: BfR

08:00 – 18:30

Registration (REGISTRATION DESK, FOYER)

Submission of PowerPoint presentations (CONFERENCE OFFICE)

Wildlife conservation & management (MAIN LECTURE HALL)

Chair: INGEBJØRG H NYMO, MARC ARTOIS

Abstract
page

08:30	PLENARY TALK: WALZER, CHRIS	Thinking beyond silos – implementing conservation medicine and One Health approaches in a dynamic and uncertain environment, the Real World	42
09:30	GOURLAY, PHILIPPE	Prioritisation of wild bird biological hazards to be targeted in European surveillances programmes using a novel expert-based qualitative risk assessment method	45
09:45	SALVIOLI, MONICA	An epidemiological model for the European brown hare syndrome (EBHS)	47
10:00	BEATHAM, SARAH	Measuring the distribution and densities of wild mammals for disease control in the Balkans	48
10:15	CHENG, YUANYUAN	Tasmanian devil microbiome - implications for conservation and management	49
10:30	Coffee break (FOYER & GALLERY)		
11:15	PROSPERI, ALICE	Production and characterisation of pan-avian monoclonal antibodies and their application in serological monitoring of wild birds	50
11:30	MARTI, IRIS	Field age estimation of the Eurasian lynx (<i>Lynx lynx</i>)	52
11:45	FERNÁNDEZ-AGUILAR, XAVIER	Long-term dynamics of <i>Mycoplasma conjunctivae</i> infection in Pyrenean chamois (<i>R. pyrenaica</i>) and other sympatric hosts	53
12:00	POHLIN, FRIEDERIKE	The effect of winter stress on heart rate variability in the Przewalski's horse (<i>Equus ferus przewalskii</i>)	54
12:15	MARTINEZ-GUIJOSA, JORDI	Biosecurity at the livestock-wildlife interface: farm characterisation and design of a field protocol	55
12:30	TRIGUERO, ROXANA	Social network analysis of Doñana National Park ungulates in an epidemiological context	56
12:45	Lunch (CANTEEN)		

Tuesday, August 30th, 2016, venue: BfR

Wildlife conservation & management (MAIN LECTURE HALL)

Chair: LISA YON, KÁROLY ERDÉLYI

Abstract
page

14:15	DIEZ-DELGADO, IRATXE	Wildlife disease management in practice: oral vaccination to control wild tuberculosis	57
14:30	BECKMANN, KATIE	Health outcomes and disease risk management in wildlife conservation translocations: a review of IUCN case studies	59
14:45	FISCHER, DOMINIK	The use of assisted reproduction in Columbian sharp-tailed grouse (<i>Tympanuchus phasianellus columbianus</i>) as management tool in a species conservation project	60
15:00	FIUZA, RAFAELA	The Sabah Rhino Breeding Programme: reproductive pathology of wild caught Sumatran rhinoceroses and its implications in conservation	61
15:15	YTREHUS, BJØRNAR	Devastating snowball formation on the radio-collar of a wild reindeer (<i>Rangifer tarandus tarandus</i>)	62

15:30 **Coffee break & poster session (FOYER & GALLERY)**

16:15	LINDSJÖ, JOHAN	Transferring a structured 3R approach from laboratory animal sciences to the wildlife field	63
16:30	FRANZ, MATHIAS	Host movement constraints can critically influence pathogen virulence evolution	65
16:45	PODGÓRSKI, TOMASZ	Spatial behaviour of wild boar does not predict spatio-temporal dynamics of the African Swine Fever in the wild boar population	66
17:00	SMITH, FREYA	Towards targeted removal of infected individuals: a novel approach for trap-side diagnosis of bTB in badgers	67
17:15	SZENTIKS, CLAUDIA A	One decade of health monitoring in German free-ranging wolves (<i>Canis lupus</i>)	68
17:30	MAAS, MIRIAM	A local outbreak of tularemia in European hares (<i>Lepus europaeus</i>) in the Netherlands	69

18:00 – 21:00 **Student – Mentor – Mixer (CONFERENCE VENUE)**

Wednesday, August 31st, 2016, venue: BfR

08:00 - 19:00

Registration (REGISTRATION DESK, FOYER)

Submission of PowerPoint presentations (CONFERENCE OFFICE)

Causes and consequences of anthropogenic changes

(MAIN LECTURE HALL)

Chair: MARIE-PIERRE RYSER-DEGIORGIS, DAVID A JESSUP, PHILIPPE BERNY**Abstract
page**

08:30	PLENARY TALK MARTINEAU, DANIEL	Beluga whales of the St Lawrence River: life and death	70
09:30	GILOT-FROMONT, EMMANUELLE	Life history correlates of immune profile in roe deer	71
09:45	NYMO, INGEBJØRG H presenting author: TRYLAND, MORTEN	Mixed infectious disease outbreak in a herd of semi-domesticated reindeer in Sweden: alphaherpesvirus, parapoxvirus, and oral necrobacillosis	72
10:00	CANTLAY, JENNIFER	What are the conservation and zoonotic implications of the wild meat trade in Malaysia?	73
10:15	DUFF, PAUL	Anthropogenic microbial marine pollution as a likely contaminant of coastal environments and source of infection for wild seals	74
10:30	Coffee break (FOYER & GALLERY)		
11:15	SIMPSON, VICTOR	Diagnosing drowning in seabirds: how the gross pathology differs from that in other causes of mortality	75
11:30	KING, RONI	Flunixin meglumine is not better than diclofenac	76
11:45	MADSLIEN, KNUT	Second generation anticoagulant rodenticides in eagle owls, a non-target raptor species, in Norway	77
12:00	JAFFE, JENNY	Poisoning of reintroduced red kites (<i>Milvus milvus</i>) in England	78
12:15	CAMACHO, MARIA CRUZ	Risks for red kites (<i>Milvus milvus</i>) going on winter holidays	79
12:30	SRIRAM, ADITI	Investigating the dynamics of lead exposure in an urban population of a wild New Zealand parrot	80
12:45	Lunch (FOYER & GALLERY)		

Wednesday, August 31st, 2016, venue: BfR

Causes and consequences of anthropogenic changes

(MAIN LECTURE HALL)

Chair: MARIE-PIERRE RYSER-DEGIORGIS, DAVID JESSUP, PHILIPPE BERNY

**Abstract
page**

14:15	PRÜTER, HANNA	Immune function of the Egyptian goose (<i>Alopochen aegyptiacus</i>) – a highly successful neozootic waterbird species in Europe	81
14:30	ROUFFAER, LIEZE	<i>Yersinia</i> spp. in house sparrows along an urban gradient in Belgium	82
14:45	LIMA-BARBERO, JOSE FRANCISCO	Living in the city: effects of urbanisation on house sparrow digestive yeasts	83
15:00	MERLING DE CHAPA, MANUELA	<i>Trichomonas gallinae</i> in northern goshawks (<i>Accipiter gentilis</i>) – does the habitat influence the risk to get infected?	84
15:15	GRUETZMACHER, KIM	Evidence for anthropogenic respiratory disease in wild great apes – simultaneous detection of human respiratory syncytial virus in wild western lowland gorillas (<i>Gorilla gorilla gorilla</i>) and humans	85

15:30 **Coffee break & poster session** (FOYER & GALLERY)

Zoonoses

(MAIN LECTURE HALL)

Chair: THIJS KUIKEN

16:15	DAS NEVES, CARLOS	Tick-borne diseases in a one health perspective, host and pathogen interplays – the search for TBE virus and related pathogens in wild and production animals	86
16:30	HÖFLE, URSULA	Avian influenza virus in sympatric wintering aquatic birds: are landfills hotspots for surveillance?	87
16:45	DELIBERTO, THOMAS	Highly pathogenic avian influenza surveillance in wild birds across the United States	88

17:00 **Short break**

17:15	MARREROS, NELSON	Widespread infection with leptospirae and different serogroup profiles in wildlife in Switzerland suggest different multiple-host infection cycles	90
17:30	LARSEN, ANETT KRISTIN	Survival of marine <i>Brucella</i> spp. in seawater	92
17:45	CZIRJÁK, GÁBOR ÁRPÁD	You are where you eat: high <i>Brucella</i> seroprevalence in coastal but not inland arctic foxes	93

Wednesday, August 31st, 2016, venue: BfR

- 18:00 **Closing session** (MAIN LECTURE HALL)
- 19:00 **Departure (by bus) to the Conference Banquet** (meeting point: main entrance of the conference centre)
- 19:30 **Conference banquet** (Location: Pier 13, Tempelhofer Damm 227, Tempelhofer Hafen, 12099 Berlin)

Thursday, September 1st, 2016

- 08:30 – 21:00 **Post-conference tour to National Park Saxony Switzerland**
(departure by bus; meeting point: main entrance of the Best Western Plus Hotel Steglitz International)
- approx. 18:00 **Drop-off at Dresden city for those, who want to stay (self-organised stay in Dresden)**

Posters

Board no	Wildlife health		Abstract page
001	ROH, IN-SOON ET AL.	Monitoring for Chronic Wasting Disease in Korean water deer in the Republic of Korea	179
002	SEO, TAE-YOUNG ET AL.	Potential transmissibility of chronic wasting disease to Korean water deer using <i>in vitro</i> amplification	190
003	ROH, IN-SOON ET AL.	Amino acid polymorphisms of PRNP in Korean water deer (<i>Hydropotes inermis argyropus</i>)	178
004	RUIZ-FONS, FRANCISCO & GAVIER-WIDÉN, DOLORES	Advances on current challenges posed by wild boar to African swine fever control in Europe: a networking approach	181
005	PAYNE, ARIANE ET AL.	The potential role of wild pigs in the spread and maintenance of African swine fever at the wildlife-livestock interface in Uganda	160
006	CHE-AMAT, AZLAN ET AL.	Porcine respiratory syndrome causes significant mortality in wild boar piglets	109
007	ROELANDT, SOPHIE ET AL.	Pandora: a quick and practical first-line risk screening tool for parasitic and pathogenic micro-organisms	174
008	ROELANDT, SOPHIE ET AL.	TBEV seroprevalence and test accuracy in Flemish wild boar	176
009	PROSPERI, ALICE ET AL.	West Nile Virus circulation in Emilia-Romagna region, Italy: serological survey in Eurasian magpies (2013 - 2014)	165
010	GARCÍA-BOCANEGRA, IGNACIO ET AL., presenting author: CAMACHO SILLERO, LEONOR NATIVIDAD	Absence of Rift Valley Fever Virus in wild and domestic ruminants from Spain	122
011	MAAS, MIRIAM ET AL.	High prevalence of tula virus in common voles in the Netherlands	146
012	SPYROU, VASSILIKI ET AL.	Assessment of hepatitis E virus circulation in wildlife and genetic characterisation of the virus strains in Greece	196
013	PRÜTER, HANNA ET AL.	Serological survey of selected viral pathogens in Egyptian geese (<i>Alopochen aegyptiacus</i>) from Germany	166
014	SCHATTSCHNEIDER, ALEXANDER ET AL., presenting author: CZIRJÁK, GÁBOR ÁRPÁD	Serological evidence of influenza A viruses in Arctic carnivores	188
015	VALIAKOS, GEORGE ET AL.	Detection of bluetongue virus in wild cervids in Greece	203
016	GROCH, KÁTIA R ET AL.	Cetacean morbillivirus in Brazil	132

Board no	Wildlife health		Abstract page
017	VAN BEURDEN, STEVEN ET AL.	First phocine distemper virus case in the Netherlands since 2002 presents as 'old seal encephalitis'	205
018	MOGHANI, FATEMEH ET AL.	Detection of IgM and IgG antibodies against Canine Distemper Virus in wild canids of North-East provinces of Iran employing enzyme-linked immunosorbent assay (ELISA)	154
019	MARESCOT, LUCILE ET AL.	Social status mediates the life-history consequences of canine distemper virus infection in an abundant yet overlooked keystone group-living carnivore	149
020	RIEDEL, CHRISTIANE ET AL.	Discovery of porcine atypical pestiviruses in Austria	172
021	COLOM-CADENA, ANDREU ET AL.	Evaluation of pestivirus infection in the European hare (<i>Lepus europaeus</i>) and alpine marmot (<i>Marmota marmota</i>)	111
022	CHIARI, MARIO ET AL.	Preying brown hares (<i>Lepus europaeus</i>) is the sole method used by red fox (<i>Vulpes vulpes</i>) for causing their death?	110
023	PATERNOLLI, SABRINA ET AL.	Three year follow-up of an outbreak of Rabbit hemorrhagic disease due to RHDV2 in wild rabbits (<i>Oryctolagus cuniculus</i>) in North-Eastern Italy	159
024	ÅGREN, ERIK ET AL.	Improving myxomatosis outbreak mapping in Sweden	94
025	SACRISTÁN, CARLOS ET AL.	First molecular characterisation of cetacean poxvirus in odontocetes from South America: Implications on cetaceanpoxvirus taxonomy	182
026	LECIS, ROBERTA ET AL.	Molecular detection of avipoxvirus associated to cutaneous lesions in a stone curlew in Sardinia (Italy)	143
027	WALKER, DAVID ET AL.	Canine adenovirus type 1 in red foxes (<i>Vulpes vulpes</i>) in the UK: epidemiology, pathology and evidence of inapparent infection	209
028	BRÖJER, CAROLINE ET AL.	Chronic pyotraumatic dermatitis in Swedish moose (<i>Alces alces</i>)	105
029	BRÖJER, CAROLINE & HESTVIK, GETE	Suspected osteochondrosis in a Swedish moose (<i>Alces alces</i>)	104
030	SÁNCHEZ-SARMIENTO, ANGÉLICA M ET AL.	Pulmonary histopathological findings in odontocetes (Cetartiodactyla: Cetacea) from Brazil	185
031	EWBANK, ANA CAROLINA ET AL.	A post mortem investigation on the 2015 mass stranding of juvenile Magellanic penguins (<i>Spheniscus magellanicus</i>) on the coast of São Paulo state, southeastern Brazil	116
032	VITTECOQ, MARION ET AL.	Antimicrobial resistances in wildlife: insights from a Mediterranean biodiversity hotspot, the Camargue (Southern France)	206

Board no	Wildlife health		Abstract page
033	JURADO-TARIFA, ESTEFANÍA ET AL.	Genetic diversity and antimicrobial resistance of <i>Campylobacter</i> and <i>Salmonella</i> strains isolated from decoys and raptors in Andalusia	138
034	LONCARIC, IGOR ET AL. presenting author: KÜBBER-HEISS, ANNA	Multi-drug resistant <i>Pseudomonas aeruginosa</i> isolated from wildlife	145
035	MORE, ELISABET ET AL.	Are seabirds in Western Cape (South Africa) a source of zoonotic bacteria?	155
036	TEGNER, CECILIA ET AL.	Enteric pathogens of zoonotic concern in non-human primates in Sri Lanka	199
037	GLAWISCHNIG, WALTER ET AL.	Findings of <i>Salmonella enterica</i> in red foxes (<i>Vulpes vulpes</i>) in Tyrol, Austria	125
038	ALLEN, ADRIAN ET AL.	Spatial characterisation of bovine tuberculosis in the Eurasian badger (<i>Meles meles</i>) in Northern Ireland	96
039	PRIETO, MIGUEL ET AL.	Spatial ecology of Eurasian badgers (<i>Meles meles</i>) in a high bovine tuberculosis incidence area from Asturias (Northern Spain)	164
040	CASTILLO-CONTRERAS, RAQUEL ET AL.	Occurrence and genetic diversity of zoonotic <i>Campylobacter</i> species carried by wild boars from the metropolitan area of Barcelona	108
041	HESTVIK, GETE ET AL.	<i>Francisella tularensis</i> subsp <i>holarctica</i> in meat from tularemic hares	134
042	GONZÁLEZ-BARRIO, DAVID ET AL.	Could vaccination reduce <i>Coxiella burnetii</i> infection and shedding prevalence in red deer (<i>Cervus elaphus</i>)?	128
043	GONZÁLEZ-BARRIO, DAVID ET AL.	Host clustering of <i>Coxiella burnetii</i> genotypes in coexisting wild mammals	126
044	NYMO, INGEBJØRG HELENA ET AL.	<i>Brucella</i> infections in phocids versus otariids in Alaska	156
045	GAFFURI, ALESSANDRA ET AL.	<i>Mycoplasma</i> infections in ibex (<i>Capra ibex</i>) and chamois (<i>Rupicapra r. rupicapra</i>): not only <i>Mycoplasma conjunctivae</i> !	121
046	POSAUTZ, ANNIKA ET AL.	First record of <i>Mycoplasma citelli</i> -like organisms in the European ground squirrel (<i>Spermophilus citellus</i>)	163
047	ANDRÉ, MARCOS ROGÉRIO ET AL.	Occurrence and molecular characterisation of <i>Bartonella</i> sp. in wild rodents in different Brazilian biomes	99
048	ANDRÉ, MARCOS ROGÉRIO ET AL.	Occurrence and molecular characterization of <i>Bartonella</i> spp. and hemoplasmas in neotropical primates from Brazilian Amazon	98
049	TSOKANA, CONSTANTINA N ET AL.	Geographical distribution and analysis of Leishmania infection in European brown hares, dogs and humans and inference for the phylogenetic position of the Leishmania sequences in Thessaly, central Greece	201

Board no	Wildlife health		Abstract page
050	ZANET, STEFANIA ET AL., presenting author: FERROGLIO, EZIO	<i>Leishmania infantum</i> in wild lagomorphs: an epidemiological survey in Italy	213
051	FUENTES-RAMIREZ, ALICIA ET AL., presenting author: JIMENEZ-SOTO, MAURICIO	Molecular detection of <i>Plasmodium malariae</i> in captive non-human primates of Costa Rica	120
052	WERTHER, KARIN ET AL.	Serological evidence of exposure to <i>Toxoplasma gondii</i> and <i>Neospora caninum</i> in wild Orinoco goose (<i>Neochen jubata</i>) in Brazil	211
053	BACIGALUPO, ANTONELLA ET AL., pre- sented author: ROJO, GEMMA	Micro-mammal reservoirs of <i>Trypanosoma cruzi</i> in semiarid Chile	100
054	WERTHER, KARIN ET AL.	Molecular detection of hemoprotozoa agents in wild Orinoco goose (<i>Neochen jubata</i>) in Brazil	210
055	MARTÍNEZ-HERRERO, MARÍA DEL CARMEN ET AL.	Classification of macroscopical lesions compatible with avian trichomonosis – a common framework for clinical evaluation	150
056	DEBENHAM, JOHN J ET AL.	Occurrence of <i>Giardia</i> , <i>Cryptosporidium</i> and <i>Entamoeba</i> in urban dwelling wild rhesus macaques (<i>Macaca mulatta</i>) in Chandigarh, India	114
057	RECKENDORF, ANJA ET AL.	First record of the nasal mite <i>Halarachne halichoeri</i> in a grey seal from the German Wadden Sea	171
058	MAUROO, NATHALIE F ET AL.	<i>Crassicauda</i> sp. in an Indo-Pacific humpback dolphin (<i>Sousa chinensis</i>) in Hong Kong	152
059	ELSON-RIGGINS, JOCELYN ET AL.	Lungworm disease in common seals of the Dutch North Sea: a study into the morphology and life cycle of seal lungworm	115
060	SINDIČIĆ, MAGDA ET AL.	Molecular identification of <i>Paramphistomum leydeni</i> and <i>Paramphistomum cervi</i> in red deer (<i>Cervus elaphus</i>) in Croatia	194
061	VOLPE, ROSARIO ET AL.	Sarcoptic mange infection in red foxes (<i>Vulpes vulpes</i>) in Belgium	207
062	RÁEZ-BRAVO, ARIÁN ET AL.	Evaluation of three enzyme-linked immunosorbent assays for sarcoptic mange diagnosis and assessment in Iberian ibex	168

Board no	Neglected host species		Abstract page
063	MADSLIEN, KNUT ET AL.	Surveillance and first detection of European bat lyssavirus type 2 (EBLV-2) in Norway	147
064	GATTAN, HATTAN ET AL.	Bats and their endoparasites: analysing infections and Toll-like receptor gene polymorphisms	123
065	LAWSON, BECKI ET AL.	Endemic and emerging biotypes of <i>Salmonella</i> Enteritidis ST183 infection in the western European hedgehog (<i>Erinaceus europaeus</i>) in Great Britain	141
066	GOURLAY, PHILIPPE ET AL.	<i>Staphylococcus</i> diseases and associated lesions in European hedgehogs (<i>Erinaceus europaeus</i>) admitted to wildlife rescue centres in North-West France	129
067	PARYANI MOHAMMAD, REZA	Tracheobronchial tree and lungs in hedgehog: morphological study	158
068	TOSLERIDIS, THEOCHARIS ET AL., presenting author: TARLINTON, RACHAEL	Novel viruses of rodents and shrews	200
069	ORTEGA PÉREZ, PAULA ET AL.	Identification of <i>Sarcocystis</i> sp. in native rodents and treeshrews from Borneo	157
070	ROJO, GEMMA ET AL.	<i>Trypanosoma cruzi</i> lineages fluctuate in the naturally infected rodent <i>Octodon degus</i>	180
071	PÉLISSIER, FRANCISCA ET AL., presenting author: ROJO, GEMMA	Organ tropism of <i>Trypanosoma cruzi</i> in the naturally infected reservoir <i>Octodon degus</i>	161
072	AKDESIR, EZGI ET AL.	Causes of mortality and morbidity in free-ranging mustelids in Switzerland: data from 50 years of general health surveillance	95
073	PUIG, RIBAS MARIA ET AL. presenting author: FERNÁNDEZ- AGUILAR, XAVIER	Influenza-A Virus in the American mink (<i>Neovison vison</i>) from freshwater ecosystems in Spain	167
074	YTREHUS, BJØRNAR ET AL.	Idiopathic facial lesions in wolverines (<i>Gulo gulo</i>) from Norway and Finland	212
075	RATHOD, VARSHA ET AL.	Identification of pangolin from confiscated scales by DNA sequencing: forensic aid and application: a case study	170
076	GHUMATKAR, SANGEETA ET AL.	Microscopic and morphological study of pangolin scales using Scanning Electron Microscope-EDAX - a case study	124
077	SOUALAH-ALILA, HANA ET AL.	Spotted fever group rickettsia species, <i>Anaplasma phagocytophilum</i> and <i>Borrelia</i> , in immature <i>Ixodes</i> feeding on lizards in Algeria	195
078	SAUCEDO, BERNARDO ET AL., presenting au- thor: RIJKS, JOLIANNE	Ranaviruses in wild amphibians in the Netherlands: the 2015 update	187

Board no	Neglected host species		Abstract page
079	RODRIGUEZ-RAMOS, FERNANDEZ JULIA ET AL.	Ranid herpesvirus skin disease in common frogs (<i>Rana temporaria</i>) in Great Britain	173
080	BLOOI, MARK ET AL.	Detection of <i>Batrachochytrium salamandrivorans</i> in amphibian skin samples	103

Board no	Management & conservation		Abstract page
081	KNAUF, SASCHA ET AL.	Exploring primate diseases in the context of natural ecosystems: when are we allowed to talk about a reservoir for human infection?	139
082	SAINSBURY, ANTHONY W ET AL.	Disease risk analysis for conservation translocations	184
083	BECKMANN, KATIE ET AL.	Disease risk analysis for avian reintroduction projects	102
084	CROMIE, RUTH ET AL.	An ecosystem approach to health in wetlands	113
085	CROMIE, RUTH ET AL.	Tackling lead poisoning: people, petitions, politics and painfully slow progress	112
086	BYRNE, ANDREW W & NEWMAN, CHRIS	Approaches to the management of wildlife diseases: case studies from the musteloidea	106
087	HIGGINS, DAMIEN ET AL.	The Koala Health Hub: koala health, conservation and welfare through collaborative, evidence-based management	135
088	TARLINTON, RACHAEL ET AL.	Does koala retrovirus actually trigger disease?	198
089	SCHULZ, KATJA ET AL., presenting author: STAUBACH, CHRISTOPH	Surveillance in wild boar - without hunters' acceptability a difficult task: a participatory study	189
090	CASTILLO-CONTRERAS, RAQUEL ET AL.	Operating protocol for urban wild boar incidences in the urban area of Barcelona	107
091	FIALDES, SOPHIE ET AL.	Syndromic surveillance of mange in wild boar from 1988 to 2015 in France	119
092	BARASONA, JOSE ÁNGEL ET AL.	Increased survival of adult wild boar under low hunting effort promotes tuberculosis-related mortality	101
093	JIMENEZ-SOTO, MAURICIO ET AL.	Importance aspects in the coexistence between human and wildlife (<i>Procyon lotor</i> and <i>Nasua narica</i> situation in Costa Rica)	137
094	HWANG, JUSUN ET AL.	Disentangling the link between supplemental feeding, population density, and prevalence of pathogens with different transmission modes in urban stray cats	136

Board no	Management & conservation	Abstract page
095	MARCHAND, PASCAL ET AL. Is spatial behaviour of Alpine ibex (<i>Capra ibex</i>) driving brucellosis transmission?	148
096	FERNÁNDEZ-AGUILAR, XAVIER ET AL. From epizootic disease to asymptomatic <i>Mycoplasma conjunctivae</i> infections in the Iberian ibex (<i>Capra pyrenaica</i>)	118
097	SIMON, JULIE ALICE ET AL. Accuracy of blotting paper blood samples for serological tests to detect <i>Toxoplasma gondii</i> antibodies in semi-feral domestic cat	192
098	SIMON, JULIE ALICE ET AL. Combined effects of season, age and demographic parameters on toxoplasmosis infection rates and oocysts excretions in semi-feral cat populations	193
099	FRFR. VON SCHENCK, ELVIRA ET AL. Anthropogenic caused injuries and illnesses in free-living white-tailed sea eagles (<i>Haliaeetus albicilla</i>) submitted to a wildlife centre in Northern Germany	208
100	LEIVITS, MADIS White-tailed eagle mortality causes from Estonia: shared health risks to raptors nesting and wintering in Estonia	144
101	GRARD, FLORIAN ET AL., presenting author: LE LOC'H, GUILLAUME Experimental infection of bustard houbara (<i>Chlamydotis undulata</i>) with an avipoxvirus	131
102	MEMARIAN, IMAN ET AL. Capturing Persian leopards (<i>Panthera pardus saxicolor</i>) using foot snares and anaesthetised with ketamine, medetomidine to apply iridium GPS collars in NE Iran	153
103	PEWSNER, MIRJAM ET AL. Sudden death associated with hyperacute catarrhal bronchitis and brain oedema in a roe deer buck immediately after capture – a previously undescribed form of capture myopathy?	162
104	SHULESHKO, OLEKSANDR & ZHORINA, LIUBOV Comparative analysis of various methods of anthelmintic medication injections (ivermectin and brovalzen) to bisons with dictyocaulosis living in a natural environment	191

Conference venue

BfR - Bundesinstitut für Risikobewertung

(Federal Institute for Risk Assessment)

Diedersdorfer Weg 1

12277 Berlin - Marienfelde

GERMANY

phone: +49 - (0)30 - 84 12 - 0

fax: +49 - (0)30 - 84 12 - 47 41

<http://www.bfr.bund.de/en/home.html>



Registration / information desk: The staff at the registration and information desk will be happy to help you with any questions and problems regarding the conference programme. The registration desk is located near the entrance to the **Foyer** (see map on page 36), the opening hours are:

Saturday, August 27 th :	09:00 – 18:30
Sunday, August 28 th :	08:00 – 19:30
Monday, September 29 th :	08:00 – 12:00
Tuesday, September 30 th :	08:00 – 18:30
Wednesday, September 31 st :	08:00 – 19:00

A **notice and communication board** for announcements, changes, or additions to the programme, will be located close to the entrance in the **Foyer**. Messages for other participants can be posted there as well.

Coffee, tea, water, cookies and fruits are served during main coffee breaks in the Foyer and Gallery.



Lunches on Sunday, Tuesday and Wednesday are included in the conference registration fee and will be provided in the Lobby and the Foyer of the conference venue (on Sunday and Wednesday) or in the **canteen** (on Tuesday). On Monday, lunch will be provided in form of a lunch package for takeaway on the excursion to the Spreewald biosphere reserve.



Canteen at BfR - Federal Institute for Risk Assessment, Berlin-Marienfelde

Computer facilities: If you need access to e-mail or other computer services, please contact the staff at the registration / information desk for help.

Social events

Welcome evening: Saturday, August 27th, 18:30 - 21:30; appetising fingerfood and beverages will be offered in the **canteen** of the conference venue.

Poster & Pasta Party: Sunday, August 28th, 19:30 - 21:30; this event will provide participants with the opportunity to discuss with authors their results presented on posters. Hot pasta and refreshing drinks will be offered during this event at the conference site.

Excursion & EWDA Auction: Monday, August 29th, 14:00 - approx. 22:00

Meeting point: Registered excursion participants will meet on Monday, August 29th, at **12:00** in front of the **conference venue entrance (BfR)** for an organised bus ride to the Spreewald.



Picture: © Gudrun Wibbelt

Student – Mentor – Mixer: Tuesday, August 30th, 18:00 - 21:00

Venue: Conference centre

The Student-Mentor-Mixer is an informal evening to provide students a chance to meet and chat with EWDA professionals from a wide variety of backgrounds and to meet fellow students from around Europe and beyond.

Conference banquet: Wednesday, August 31st, 19:30 - approx. 23:30

Meeting point: Registered banquet participants will meet on Wednesday, August 31st, at **19:00** in front of the **conference venue entrance (BfR)** for an organised bus ride to the banquet site.

The conference banquet will take place in the **Pier 13**. Enjoy a delicious buffet and beverages. We hope that you will spend a memorable evening with us. **Tickets for the banquet are available at the registration / information desk.** Students, who are not participating in the banquet can buy a voucher for unlimited drinks at the registration desk to join the crowd from 22:00 onwards.

“Pier 13”, Tempelhofer Damm 227, 12099 Berlin



Pictures: © Pier 13

Post-conference tour to the Saxon Switzerland:
Thursday, September 1st, 8:30 - approx. 21:00

Departure: 8:30 from the **Best Western Plus Hotel Steglitz International**

The National Park of Saxon Switzerland is located close to the city of Dresden in south-eastern Germany bordering the Czech Republic. Hundreds of sandstone formations and pillars rise between dark green pine forests and small hidden ravines and make this region one of the most beautiful landscapes in Europe. Dating back to the Mesozoic Cretaceous period its bizarrely eroded summits and deep forest grounds it is home to various wildlife species like peregrine falcons and great owls, lynx, red deer or mouflon. The region is also equally famous for rock climbing as well as hiking with 400 km² of marked trails.

We will start our tour with packed lunch and enjoy a hike through the magnificent nature. At the end we will stop at a historic water mill, founded in 1665, for home-baked cake and a cup of coffee or tea. On our way back to Berlin participants interested to pay Dresden a visit can be dropped off in the city center. Arrangements for Dresden (accommodation etc.) need to be self-organized.



Picture: © Gudrun Wibbelt

Accompanying persons are very welcome to participate in all social activities and evening programmes as long as they are registered.

Information on public transport in Berlin

Public transport in Berlin is operated by the company **BVG**. More detailed information and a very helpful **journey planner** as well as **BVG network maps** can be found at:

<http://www.bvg.de/en>

In Berlin, there are the following **public means of transportation**:

- underground trains (U-Bahnen)
- urban rail trains (S-Bahnen) and regional rail trains (Regionalzüge)
- trams (Straßenbahnen) and buses

Berlin has three **fare zones**: A, B and C

Zone A: Berlin's inner city up to and including the S-Bahn ring

Zone B: outside the S-Bahn ring up to the city boundary

Zone C: Greater Berlin (essentially outside city boundaries), incl. Schönefeld airport and the City of Potsdam

Tickets are available for combined zones AB, BC and ABC from **ticket counters** and **ticket vending machines** and can be bought from bus drivers. **Validity requires stamping immediately on starting your travel. Ticket inspections are frequent and strict.**

Fares overview for AB tickets:

Single ticket (Einzelfahrausweis):	valid for two hours, one direction; if you need at least four single tickets during your stay in Berlin, you can save some money when buying a 4-trip ticket (please see below)	2.70 €
4-trip ticket (4-Fahrten-Karte)	each single ticket is valid for two hours in one direction (cannot be bought in buses and trams)	9.00 €
Day pass (Tageskarte)	for one day, all directions, valid until 03:00 am of the following day	7.00 €
Small group ticket (Kleingruppenkarte)	up to five people can travel together according to the conditions of a day	17.30 €
7-Day-Card (7-Tage-Karte)	valid on seven consecutive days; cannot be bought on buses and trams, please purchase in underground stations or ticket counters	30.00 €
Berlin WelcomeCard Tourist-Tickets	within different timelines 48 hrs 72 hrs 5 days	19.50 € 27.50 € 35.50 €

Important travel routes:

1. **Berlin Central Station** (“Hauptbahnhof”, main railway station) **via Friedrichstraße** to the **BfR** (conference venue; Diedersdorfer Weg 1, 12277 Berlin-Marienfelde)

- From Berlin Central Station, you can take **any S-Bahn line via station “Friedrichstraße”** to the station “Friedrichstraße”.
- At the station “Friedrichstraße”, take the **S-Bahn line S2** with destination “**Blankenfelde**” or “**Lichtenrade**”.
- Leave the S2 at station “Buckower Chaussee” and exit the station in direction of “Buckower Chaussee”. The bus stop is located left from the rails across the road. Take either **bus X11** with destination “U Dahlem-Dorf” or **bus M11** with destination “**Unter den Eichen / Drakestraße**” or “**U Oskar-Helene-Heim**”.
- Exit at the station “Nahmitzer Damm / Marienfelder Allee”. Cross the main road “Nahmitzer Damm” and follow the path leading directly to the BfR (see map on page 28).

The whole ride takes approx. 60 minutes.

Alternatively, **from Friedrichstraße**, you might take the following route:

- Take **S-Bahn line S25** with destination **Teltow Stadt**.
- Exit at the station “**Lankwitz**”. Follow signs to the **bus X83** and take the bus with destination “Nahmitzer Damm” or “Nahariyastraße”.
- Exit at the station “Nahmitzer Damm / Marienfelder Allee”. Cross the Nahmitzer Damm” and follow the **path** leading directly to the conference venue at the BfR (see map on page 28).

The whole journey takes approx. 50 minutes.

2. **Rathaus Steglitz** (e.g. from the Best Western Plus Hotel Steglitz International) to the **BfR** (conference venue; Diedersdorfer Weg 1, 12277 Berlin-Marienfelde)

- Follow signs to the **bus X83** and take the bus with destination of “Nahariyastraße” (Lichtenrade) or “Nahmitzer Damm” (Marienfelde).
- Exit at the station “**Nahmitzer Damm / Marienfelder Allee**”. Cross the “Nahmitzer Damm” and follow the path leading directly to the conference venue at the BfR (see map on page 28).

The whole ride takes approx. 35 minutes.

3. **BfR** (conference venue; Diedersdorfer Weg 1, 12277 Berlin-Marienfelde) to the **banquet location** (Pier 13: Tempelhofer Damm 227, 12099 Berlin)

We suggest using the following link to plan your ride by taxi. The information given below is only for your reference.

<http://www.taxifarefinder.com/>

- **Distance** approx.: **6 km**
- **Price** approx.: **16 €**

The whole ride takes approx. **15 minutes**.

4. **Banquet location** (Pier 13: Tempelhofer Damm 227, 12099 Berlin) to train station “**Friedrichstraße**”

- **Distance** approx.: **9 km**
- **Price** approx.: **20 €**

The whole ride takes approx. **25 minutes**.

5. **Banquet location** (Pier 13: Tempelhofer Damm 227, 12099 Berlin) to train station “**Rathaus Steglitz**”

- **Distance** approx.: **9 km**
- **Price** approx.: **20 €**

The whole ride takes approx. **15 minutes**.

Acknowledgements / Sponsors

We owe our sincere thanks to the following generous supporters of this conference:

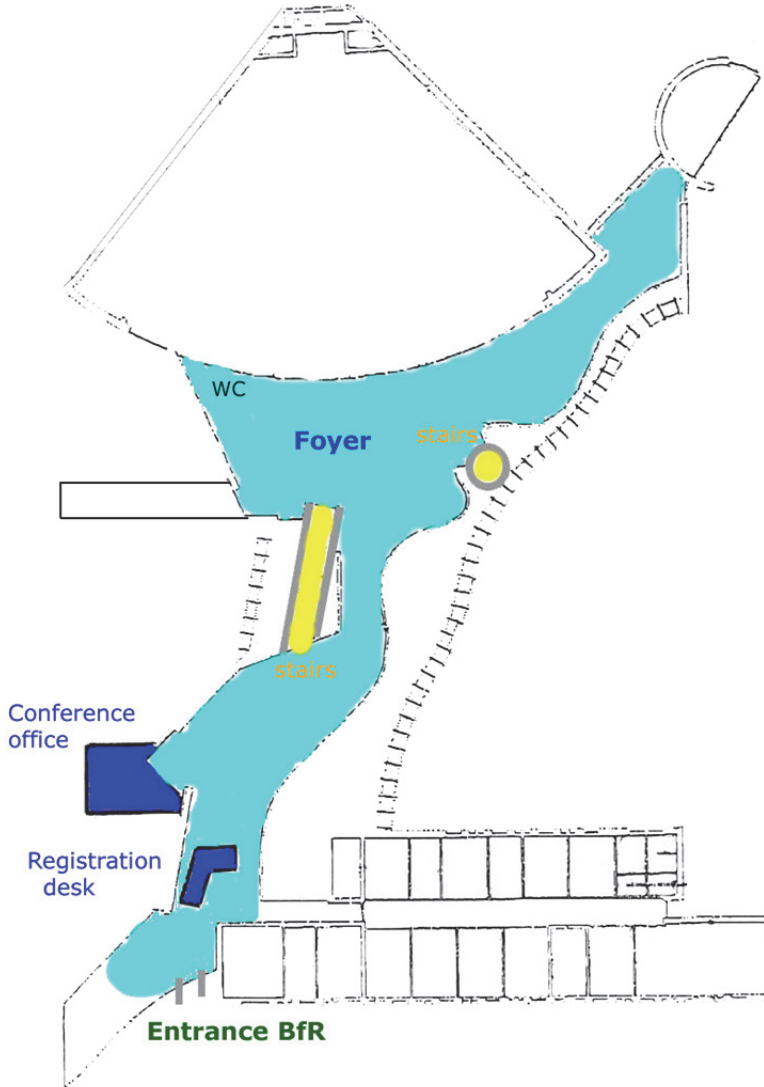
Deutsche Forschungsgemeinschaft (DFG)

[German Research Foundation], 53175 Bonn, Germany

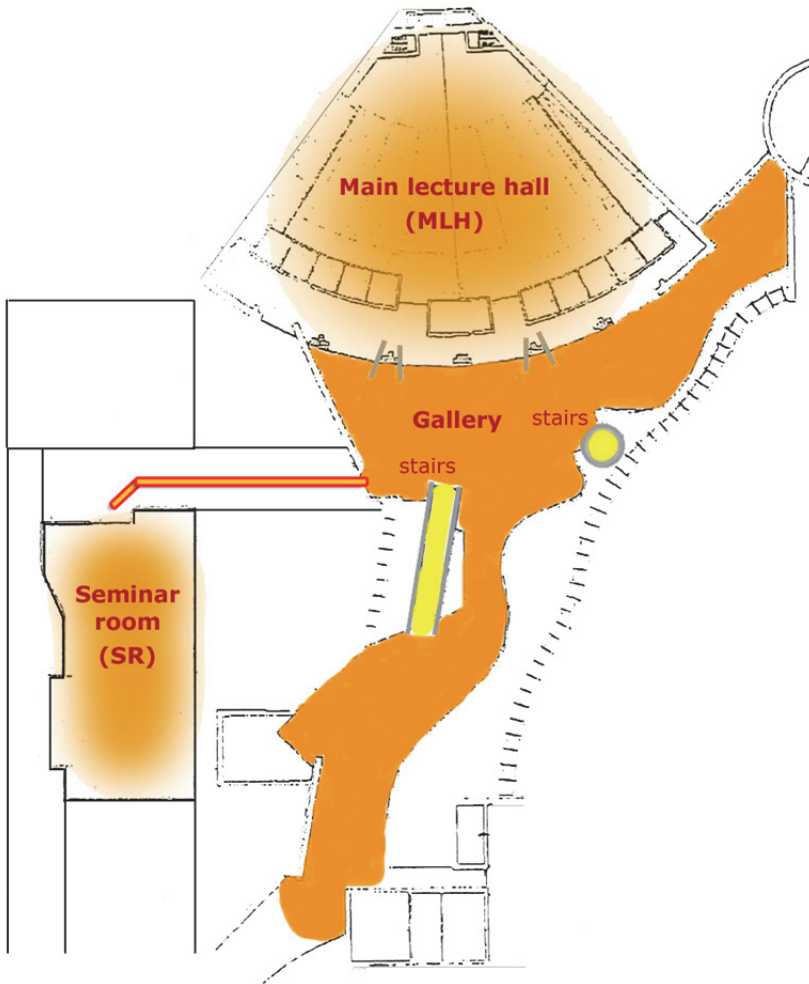
BfR - Federal Institute for Risk Assessment, 12277 Berlin, Germany

Alpha Mach Inc., Québec J3E 2J9, Canada

BfR - Federal Institute for Risk Assessment - Ground floor



BfR - Federal Institute for Risk Assessment - First floor



Organisation and contact

The 12th Conference of the European Wildlife Disease Association (EWDA) is organised by the Leibniz Institute for Zoo and Wildlife Research (IZW) Berlin in cooperation with the European Wildlife Disease Association (EWDA).

Local conference organisation team

Dagmar Boras, Gabor Czirjak, Alex D. Greenwood, Heribert Hofer, Oliver Krone, Sven Kühnmann, Stefanie Lenz, Gabriele Liebich, Kristin Mühldorfer, Anke Schumann, Steven Seet, Claudia Szentiks, Wolfgang Tauche, Gudrun Wibbelt.

Conference venue

BfR - Federal Institute for Risk Assessment

Diedersdorfer Weg 1
12277 Berlin - Marienfelde
GERMANY

Phone: +49 - (0)30 - 84 12 - 0

Fax: +49 - (0)30 - 84 12 - 47 41

<http://www.bfr.bund.de/en/home.html>

Contact organising committee

Leibniz Institute for Zoo and Wildlife Research (IZW)
Alfred-Kowalke-Straße 17
10315 Berlin - Friedrichsfelde, GERMANY
Post office box 700430, 10324 Berlin, GERMANY

Phone: +49 - (0)30 - 51 68 - 127

Fax: +49 - (0)30 - 51 26 - 104

Mobile: **+49 - (0)176 - 50 18 73 73**

Email: ewda2016@izw-berlin.de

Homepage: www.leibniz-izw.de

Contacts: Anke Schumann and Gudrun Wibbelt

All rights reserved, particularly for pictures. It is not permitted to reproduce any part of this booklet by photocopy, microfilm, internet or any other means without written permission of the IZW. The use of product and trade names or other entities in this booklet does not justify the assumption that these can be freely used. They may represent registered trademarks or other legal entities even if not marked as such.

Editing and layout: Anke Schumann, Stefanie Lenz, Gudrun Wibbelt, Steven Seet
Cover: Diego Romero, Steven Seet, Gudrun Wibbelt
Word cloud: © Tagul.com
Printing: Spree Druck Berlin GmbH, printed on recycled paper
Publisher: Leibniz Institute for Zoo and Wildlife Research (IZW),
Post office box 700430, 10324 Berlin, Germany, www.leibniz-izw.de